



Release Notes

Version: 1.3.0

Release date: 13th May 2024

Providing you with smart insights & analytics from your connected services.

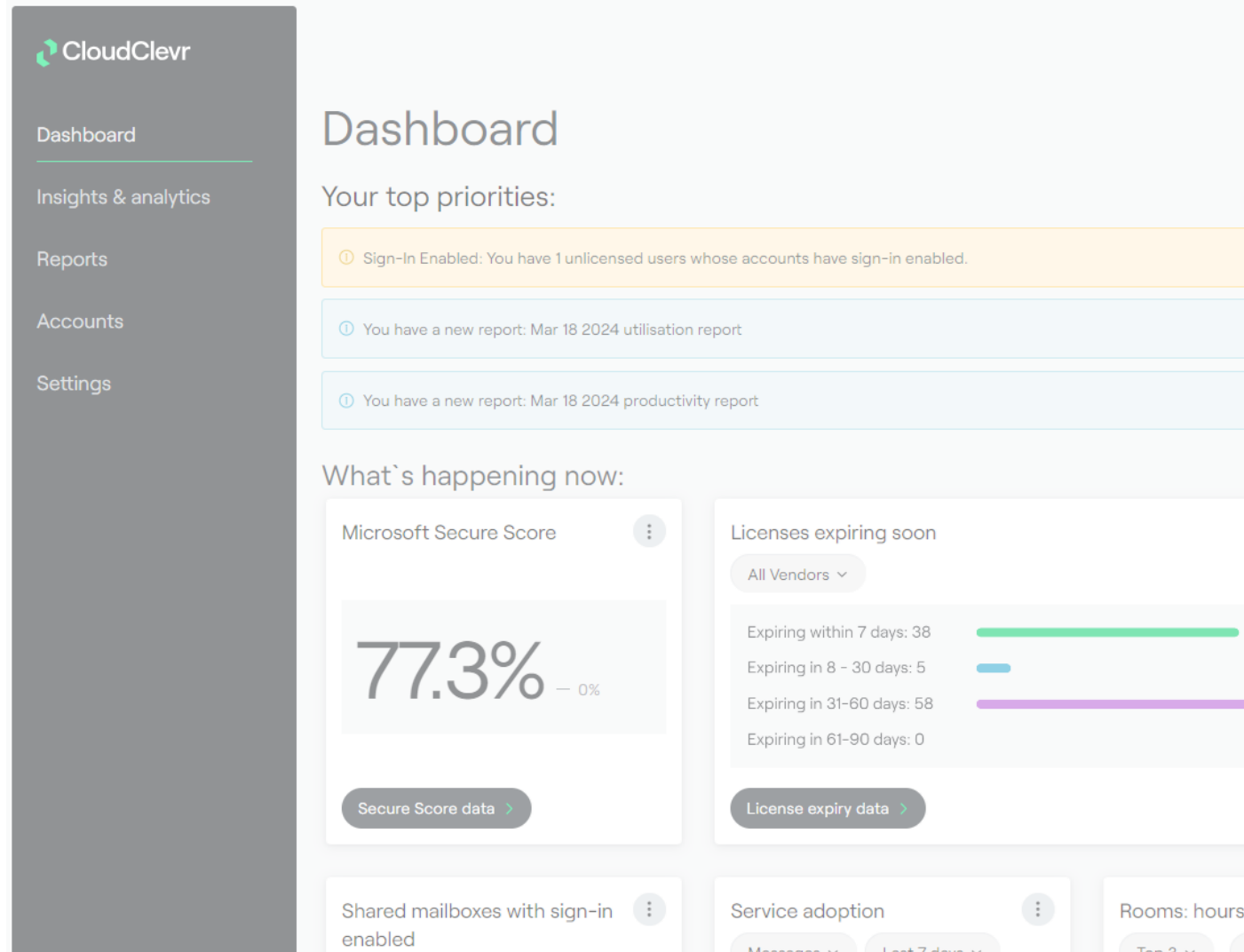
We have been working hard to update Clevr360, and now it's time for the next minor release.

Version **1.3.0** brings several changes to the look and feel of Clevr360, with over 25 enhancements across all areas.

Release date: 13th May 2024.
Between 12:00 and 13:00.

We are planning for no downtime during this period.


Here are some of the enhancements we have made within this release.



The screenshot shows the Clevr360 dashboard interface. On the left is a dark sidebar with navigation options: Dashboard (selected), Insights & analytics, Reports, Accounts, and Settings. The main content area is titled 'Dashboard' and includes a section for 'Your top priorities' with three notification cards: 'Sign-In Enabled: You have 1 unlicensed users whose accounts have sign-in enabled.', 'You have a new report: Mar 18 2024 utilisation report', and 'You have a new report: Mar 18 2024 productivity report'. Below this is a 'What's happening now:' section with three cards: 'Microsoft Secure Score' showing a 77.3% score (with a 0% change indicator) and a 'Secure Score data' link; 'Licenses expiring soon' with a dropdown for 'All Vendors' and a bar chart showing counts for different expiration periods (38, 5, 58, 0); and 'Service adoption' and 'Rooms: hours' (partially visible).

Download your data

You can now download your data for any Insight. View, sort, and filter – then download as a CSV file.

 Download data

Download data

ⓘ Your data will be downloaded as a .CSV.

What would you like to download?

Only download data matching my search and filters
Downloaded data will be filtered to match your current view.

Download all data
We'll remove any filters you have applied so you get all the data.

[Download data](#) [Cancel](#)

Account types





When viewing your User Accounts, we have added a new column show what type the account is.

Accounts

Accounts Groups Locations

21-40 of 49 accounts [Download data](#)

Q Search term User since (Oldest first) v Filter 5 >

Name	Type	Group	Location	Status	User Since
Data Protection  dataprotection@cloudclevr.com	Shared Mailbox	Unassigned	London	● Inactive	24/11/2023
Eis Francis  eis.francis@cloudclevr.com	Person	Unassigned	London	● Active	24/11/2023
James Bushell  james.bushell@cloudclevr.com	Shared Mailbox	Unassigned	London	● Inactive	24/11/2023
Jane Phillips  jane.phillips@cloudclevr.com	Person	Unassigned	London	● Active	24/11/2023

License Assignment

Within Utilisation, License assignment has had a redesign to bring more valuable data.

Previously individual licenses were shown which made it hard to understand the data. Now we show one row per license type, with a count of unassigned licenses.

1-2 of 2 license types [Download data](#)

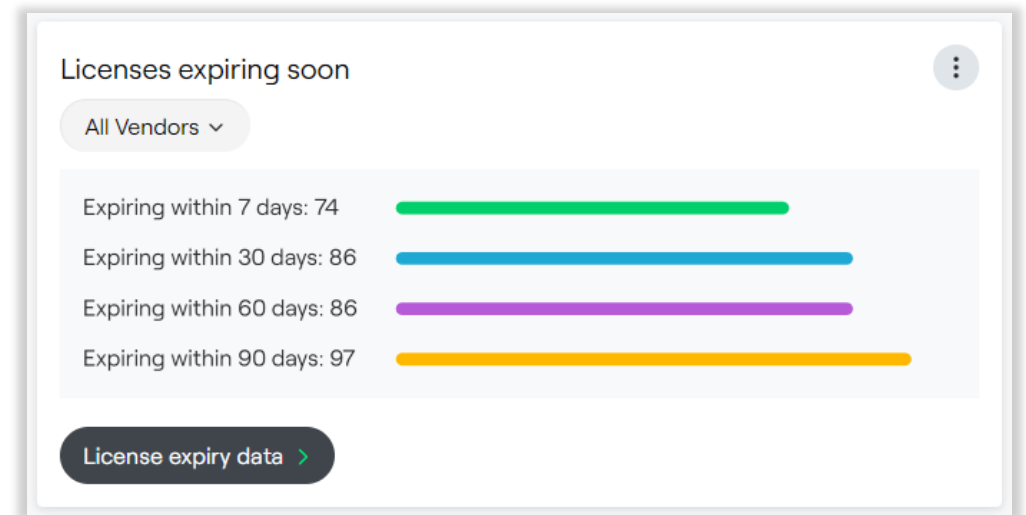
Q Search by license type License type (A-Z) ▾

Vendor	License type	Expiry date	Unassigned count
Microsoft	Microsoft Teams Phone Resource Account	05/05/2024	2
RingCentral	RingEX Premium	No data available	1

Page 1 of 1

Licences expiring soon

Another small redesign, updating the chart within the Insight tile. Each date range now starts at day 1. So, from 1 to day 7 for example.



M/S Teams & groups adoption

We have renamed this insight to better align to the data content. It is now called **MS Teams adoption**, focusing on Teams data.

The data table has been enhanced, adding a "Last collaborated" column, along with adding columns for Groups and Locations.

Microsoft Secure Score

We bring you a new notification if your Microsoft Secure Score changes, so you can quickly mitigate any risk.

You will be notified on your dashboard if your Secure Score changes.

SharePoint usage

New data and functionality has been added to SharePoint usage.

- Under the SharePoint site name now displays the URL for the site
- Clicking the Site name open the site within a new browser window. (if the user has access to the site)
- A new filter allows the user to show personal user account sites.

Filter SharePoint usage

1 filters applied [Clear filters](#)

Personal Sites

Show personal sites

What's New?

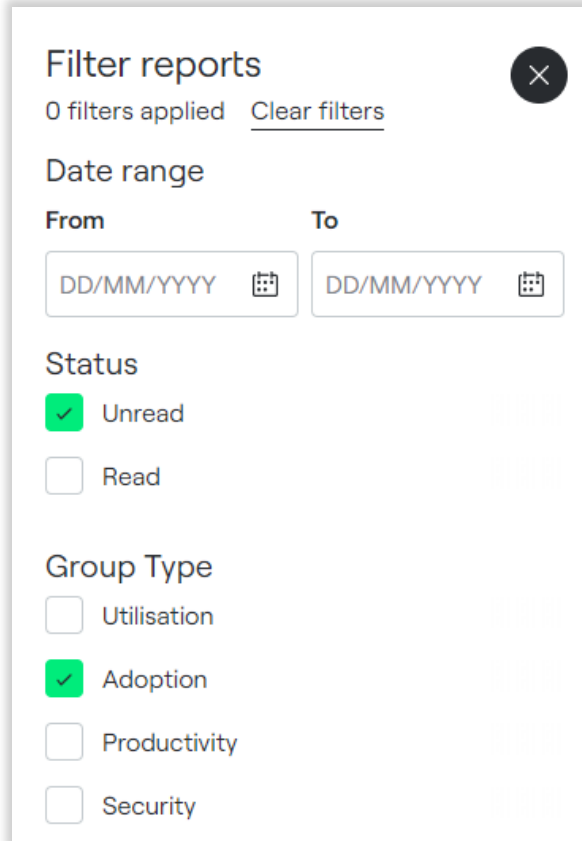
Resolved issues

What's next?

Reports

New filters have been added to reports.

- A date range can be applied
- Report group type





Filter reports ✕

0 filters applied [Clear filters](#)

Date range

From To

DD/MM/YYYY  DD/MM/YYYY 

Status

Unread

Read

Group Type

Utilisation

Adoption

Productivity

Security

We have also stopped reports from being generated if you have no services connected.

Under the hood optimisation

We continually monitor and optimise the back-end processes we have developed to turn your data into useful smart insights & analytics.

Terms & Conditions

Terms & conditions have always been within easy access at the bottom of each page. We have updated the new user flow to include access to these.

From v1.3.0 onwards, Terms & conditions will need to be agreed by a super admin user before access is granted to Clevr360.

Any current customer of Clevr360 will be requested to approve the Terms & Conditions by a Super admin user on next login.

What's New?

Resolved issues

What's next?

Bugs & Issues

At CloudClevr, we adhere to a systematic and rigorous process for managing bugs within our Clevr360. Our approach is designed to ensure transparency, accountability, and continuous improvement throughout the software development lifecycle.

This release includes several bug fixes linked to

- 🔄 **Mobile view:** How Clevr360 is viewed within mobiles or tablets
- 🔄 **Insufficient data:** Optimising messages when there is no data to show a user.
- 🔄 **Insights:** Teams & groups producing random 400 and 500 errors.

If you experience a bug or issue within Clevr360, please contact the support team.

An overview of our bug management process

- 🔄 **Bug Identification:** Bugs are identified through various channels, including internal testing, user feedback, automated testing, and customer support interactions. Each reported issue is carefully documented and assigned a unique identifier for tracking purposes.
- 🔄 **Prioritisation:** Upon identification, bugs are prioritised based on their severity, impact on user experience, and business priorities. This allows us to focus our resources on resolving critical issues first while maintaining visibility into lower-priority bugs.
- 🔄 **Assignment:** Once prioritised, bugs are assigned to the appropriate development team for resolution. Clear ownership ensures accountability and streamlines the resolution process.
- 🔄 **Resolution:** Our development team investigates each bug thoroughly to understand its root cause. They then implement a solution or workaround to address the issue effectively. Throughout this process, regular updates are provided to stakeholders and customers to keep them informed of progress.
- 🔄 **Testing:** After a bug is resolved, it undergoes rigorous testing to ensure that the fix is effective and does not introduce any unintended side effects. Our QA team conducts both automated and manual tests to validate the resolution before the fix is deployed.
- 🔄 **Release:** Depending on the severity of the bug, we may release a hot fix or wait for the next release.

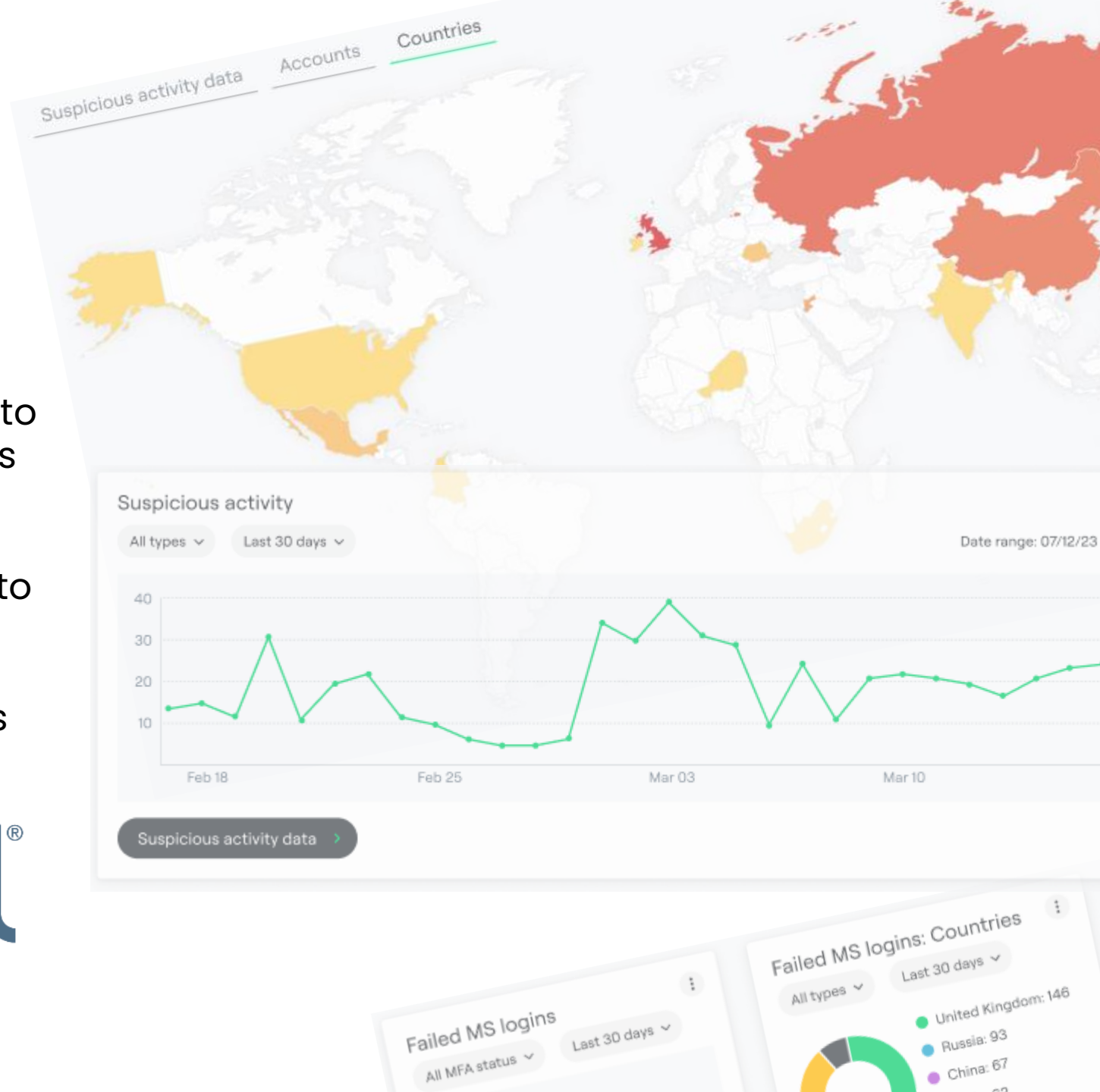


What's next for Clevr360?

We are exploring more data integrations into Clevr360, to bring you added smart Insights and analytics across your services.

This includes a new set of security insights to help you manage your Microsoft services.

Plus, data from your Mitel or Avaya services



Thank You



Clevr360

From CloudClevr

Do you have an idea?

We continually look for feedback and ideas which will improve the experience of Clevr360.

If you have an idea which would work well within Clevr360, we would love to know.

Please contact your account manager or sales team.

